




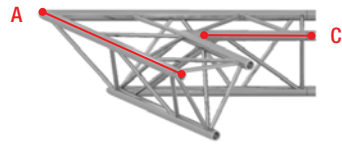
Triangular Corners

measurements in mm	A	B	C	D	E	F	G	H	K	L
X/H30D	1000	300	498	500	210	333	380	242	710	742
H40D	1200	258	525	600	210	376	439	255	810	855

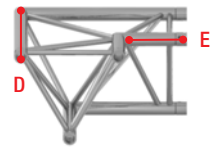
C001 - 45°



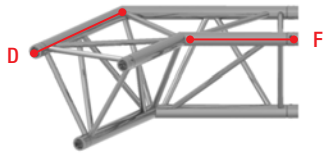
C002 - 60°



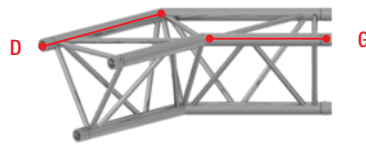
C003 - 90°



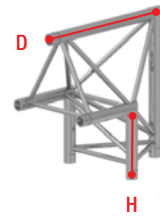
C004 - 120°



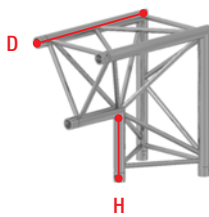
C005 - 135°



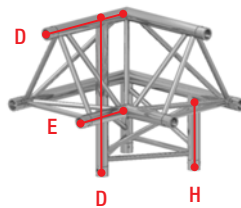
C006



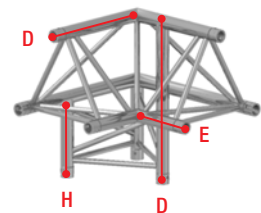
C007



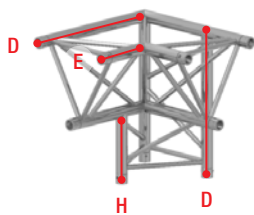
C010



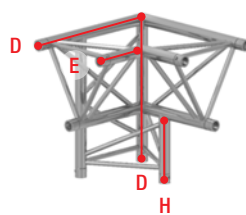
C011



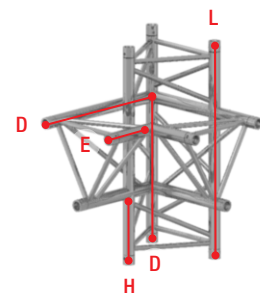
C012



C013



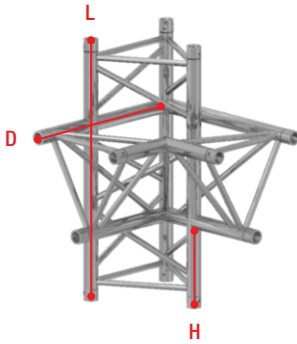
C014




Triangular Corners

measurements in mm	A	B	C	D	E	F	G	H	K	L
X/H30D	1000	300	498	500	210	333	380	242	710	742
H40D	1200	258	525	600	210	376	439	255	810	855

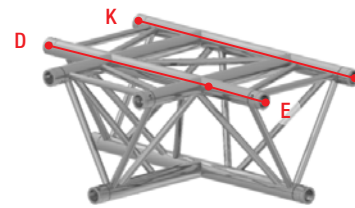
C015



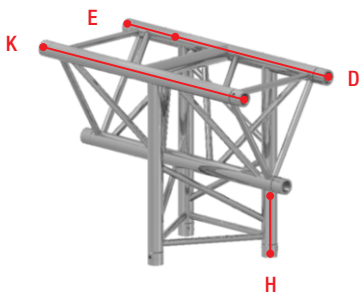
C016



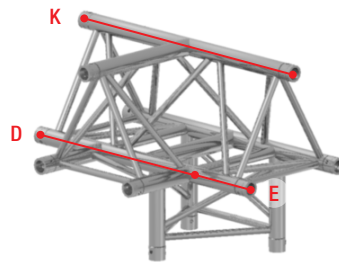
C017



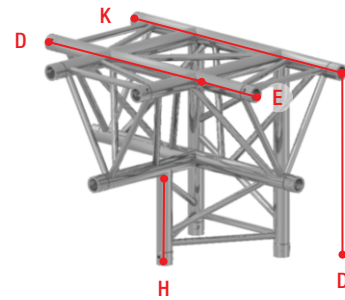
C018



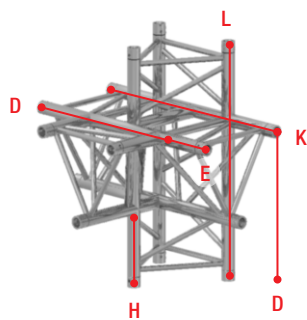
C019



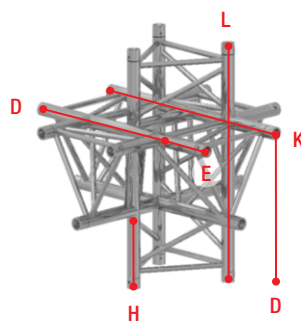
C020



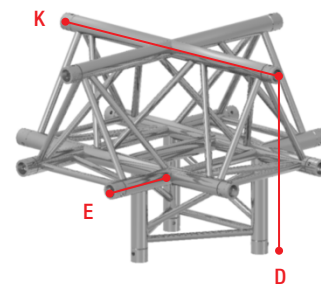
C021



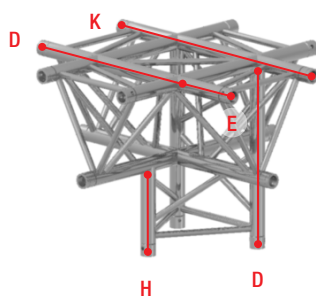
C022



C023



C024



C039

